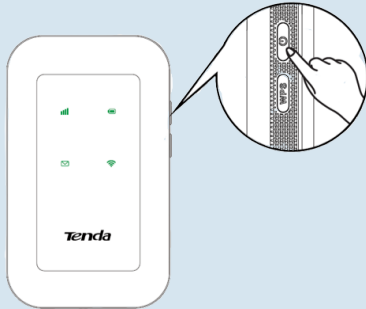


Turning on the Hotspot

Hold the power button down until the LCD screen lights up



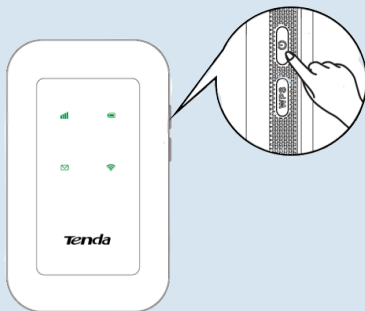
When the Hotspot is connected to the internet, you will find:

Data type and signal strength

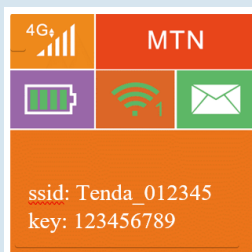


Showing the WIFI Details

Press the WPS button on the MIFI device




The screen will display the SSID & Password



Charging your Hotspot

Method 1: Connect to a computer



Method 2: Connect to a power socket



Access the Internet

To access the internet through the Hotspot:

- Wireless: Connect your wireless device to the Wi-Fi network of the Hotspot with the SSID and Wi-Fi key at the top of the device after opening the back cover
- Wired: Connect a PC or laptop to the Hotspot using the USB cable

